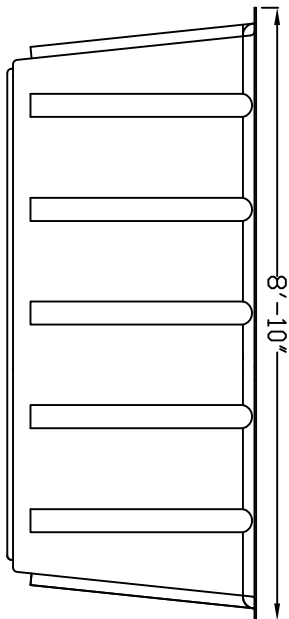
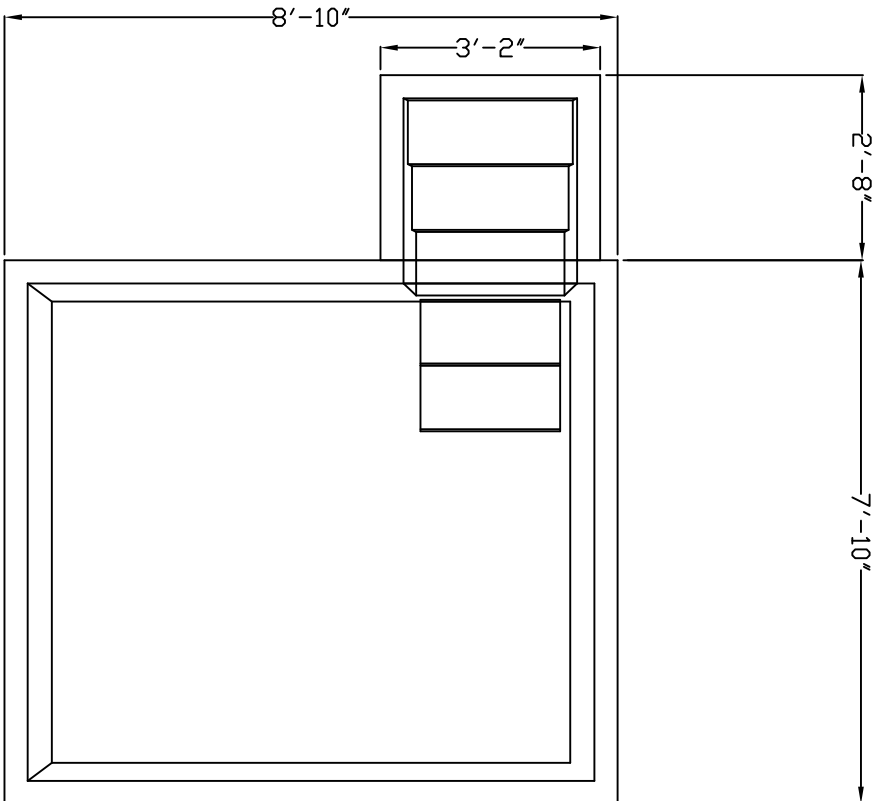


PLAN VIEW



SIDE VIEW

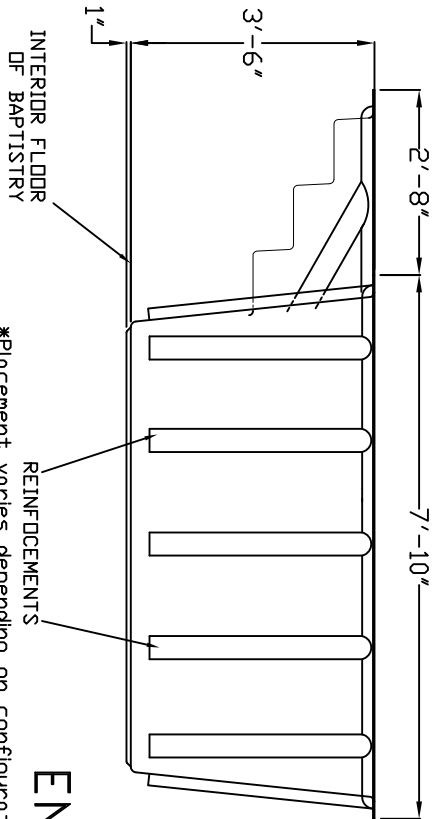
Capacity: 1250 gal.

Installation Notes:
 Plumbing holes (drain, heater, etc.)
 to be located and cut in field by
 contractor or plumber.
 Drain should be located in any of
 the four corners of the tank floor.

NOTE:

Steps shall conform to nationally
 accepted model building code
 requirements with regard to riser
 height and tread width. Step tread
 surfaces shall have a raised disk
 slip-resistant surface. All corners
 shall be gently rounded for safety.

Approx. 1"



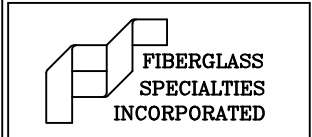
*Placement varies depending on configurations

END VIEW

SHEET
NO. 1 OF 1

DATE: 05-15-2009	SHEET FILE NAME: LG_All
DRAWN BY: WMP	REVISION:
CHECKED BY:	SCALE:

BAPTISTRY LG
 STEP CONFIGURATION
 AS SHOWN



P.O. BOX 1340
 HENDERSON, TEXAS
 75653-1340
 903/657-6522
 FAX# 903/657-2318