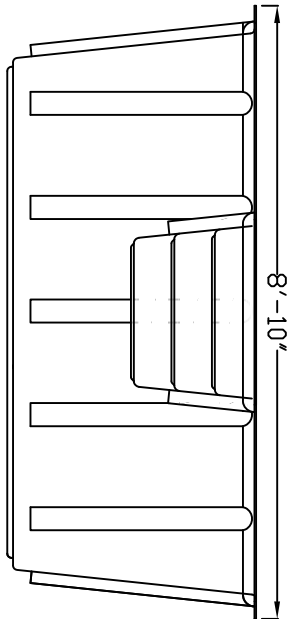
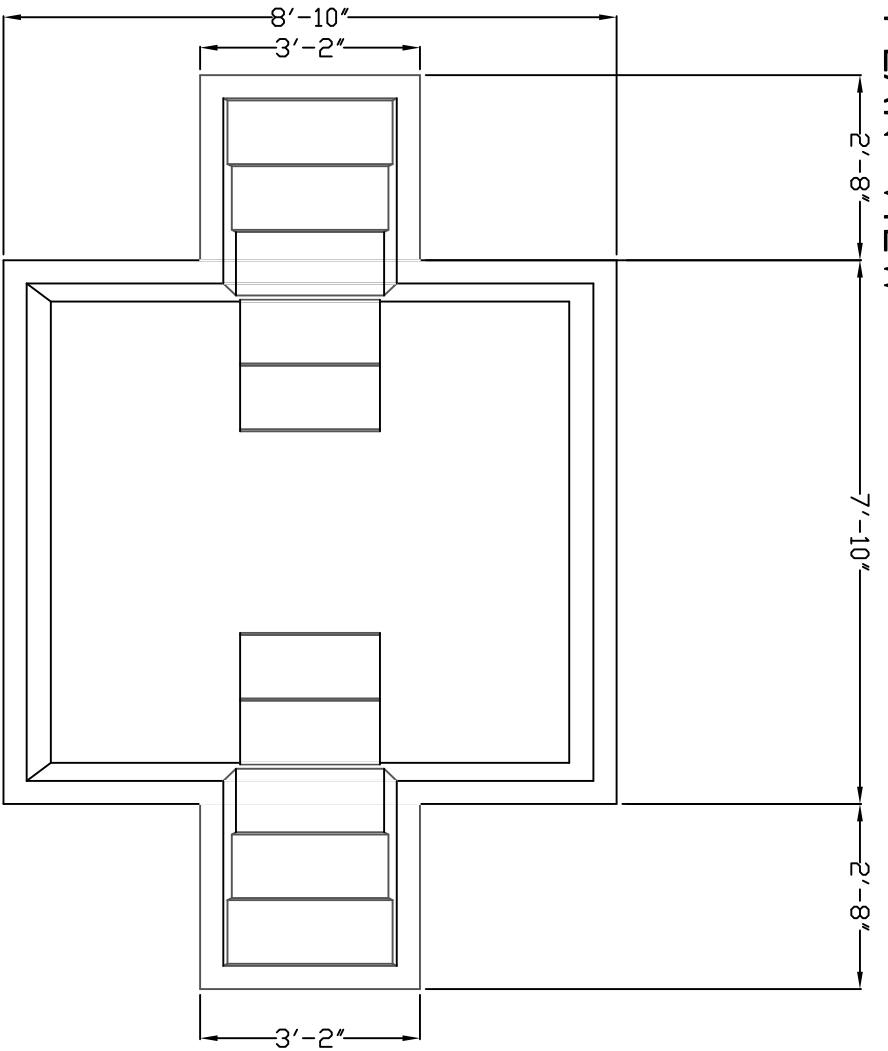


# PLAN VIEW

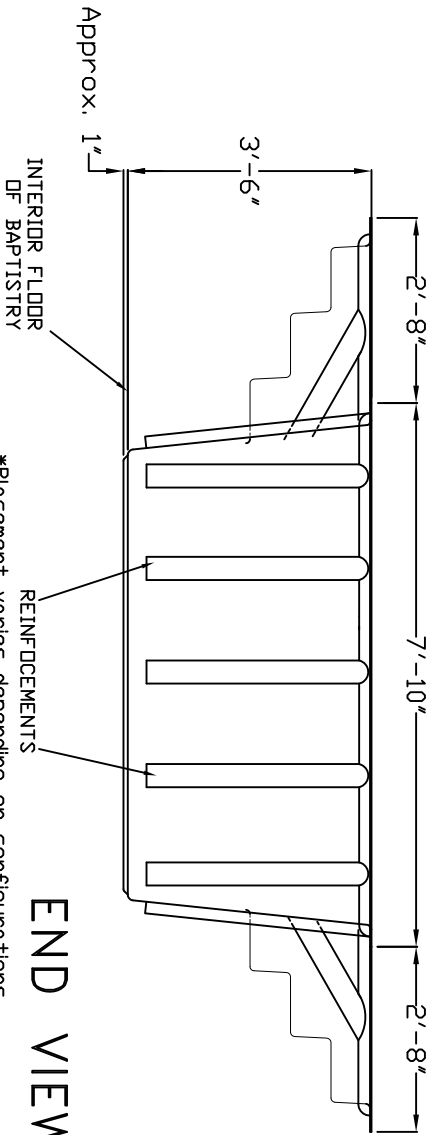


# SIDE VIEW

Capacity: 1250 gal.

Installation Notes:  
 Plumbing holes (drain, heater, etc.)  
 to be located and cut in field by  
 contractor or plumber.  
 Drain should be located in any of  
 the four corners of the tank floor.

NOTE:  
 Steps shall conform to nationally  
 accepted model building code  
 requirements with regard to riser  
 height and tread width. Step tread  
 surfaces shall have a raised disk  
 slip-resistant surface. All corners  
 shall be gently rounded for safety.



# END VIEW

Approx. 1"

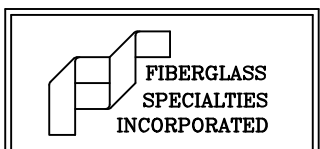
INTERIOR FLOOR  
 OF BAPTISTRY

REINFORCEMENTS

\*Placement varies depending on configurations

DATE: 05-15-2009	SHEET FILE NAME: LG_All
DRAWN BY: WMP	REVISION:
CHECKED BY:	SCALE:

BAPTISTRY LG  
 STEP CONFIGURATION  
 AS SHOWN



P.O. BOX 1340  
 HENDERSON, TEXAS  
 75653-1340  
 903/657-6522  
 FAX# 903/657-2318

SHEET  
 NO. 1 OF 1