


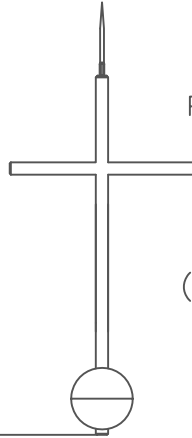
DESIGN PARAMETERS

The unit described in these drawings is engineered to adequately support the loads created by a wind velocity of 120 MPH at a height of 50' above ground using ASCE 7-95 exposure category "C".

P.O. BOX 1340
 HENDERSON, TX 75653-1340
 903/657-6522
 FAX# 903/657-2318



OPTIONAL LIGHTNING PROTECTION AIR TERMINAL

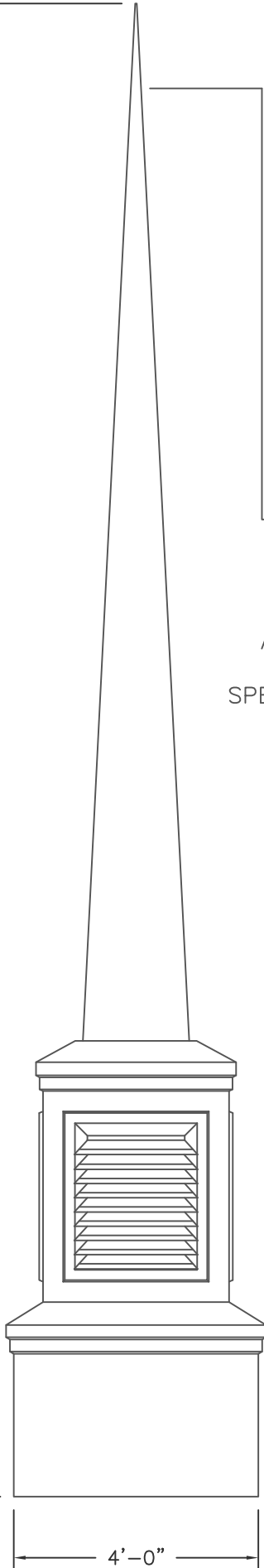


OPTIONAL 4' SPIRE CROSS (ALSO AVAILABLE IN 2' AND 3' HEIGHTS).

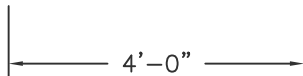
OPTIONAL 10" DIAMETER BALL (ALSO AVAILABLE IN 6" DIAMETER)

ALL UNITS WERE ENGINEERED WITH A 4' CROSS AND 9"Ø BALL INSTALLED PER FIBERGLASS SPECIALTIES, INC. STANDARD MOUNTING PROCEDURES.

24'-4 5/8"



VENTED LOUVERS (ALSO AVAILABLE WITH FALSE LOUVERS OR KRINKLGLAS WINDOWS)



1 ELEVATION
 E1

THESE DRAWINGS ARE THE PROPERTY OF FIBERGLASS SPECIALTIES INC. DIMENSIONS AND DETAILS ARE SUBJECT TO CHANGE WITHOUT NOTICE. ALL CUPOLA AND STEEPLE UNITS ARE FABRICATED USING MINIMAL STANDING SEAMS UNLESS OTHERWISE NOTED. ALL CUPOLA AND STEEPLE UNITS ARE DESIGNED TO BE ERECTED ON A COMPLETED ROOFING SYSTEM AND ARE NOT GUARANTEED TO BE LEAK PROOF.

Project: STEEPLE UNIT #28

Date: 11-23-04

Revisions 09-10-07 AJ

Scale: 3/8" = 1'

Drawing By: TDR

Checked By:

File # ALL-STL/

DWG # ST28F

Sheet #

E1F
 ELEVATION