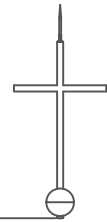



**DESIGN PARAMETERS**

The unit described in these drawings is engineered to adequately support the loads created by a wind velocity of 120 MPH at a height of 50' above ground using ASCE 7-95 exposure category "C". An additional 2' in height was added to the base during these calculations to account for variations in roof pitch, etc.

P.O. BOX 1340  
HENDERSON, TX 75653-1340  
903/657-6522  
FAX# 903/657-2318

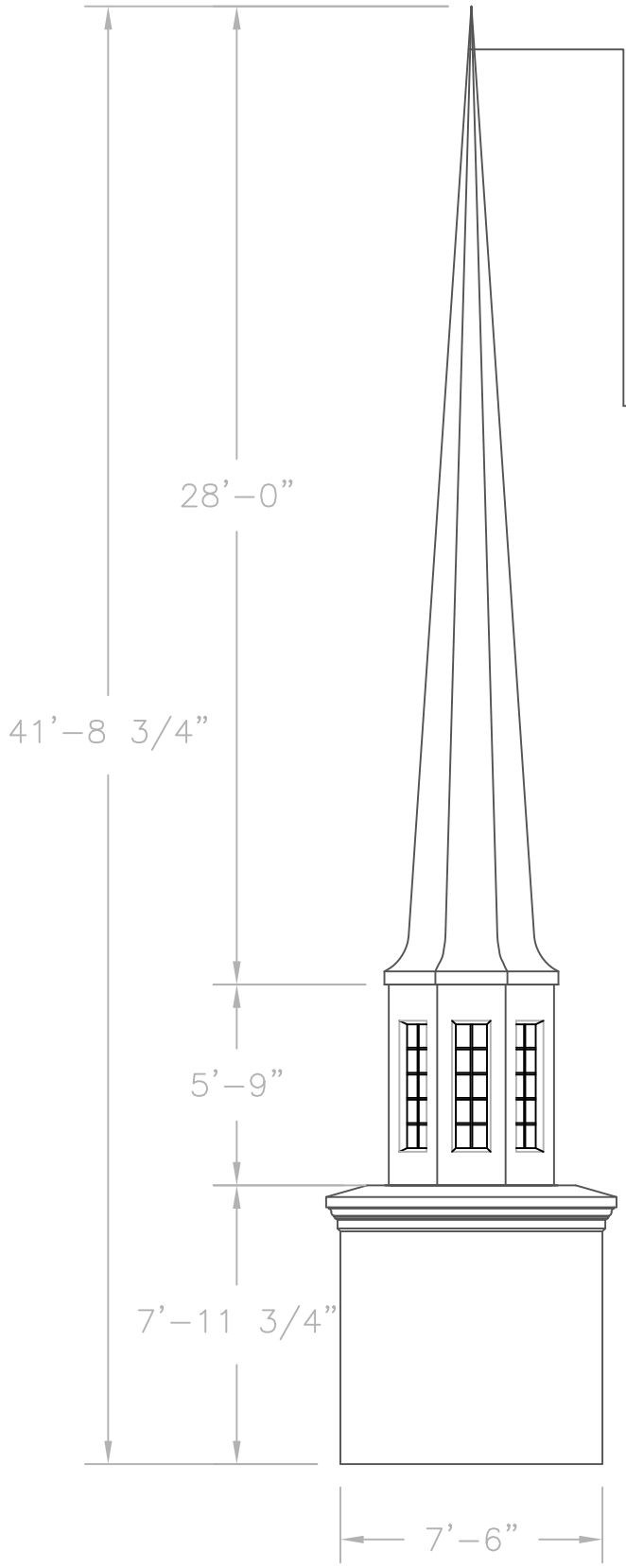


OPTIONAL LIGHTNING PROTECTION AIR TERMINAL

OPTIONAL 4' SPIRE CROSS (ALSO AVAILABLE IN 2' AND 3' HEIGHTS).

OPTIONAL 9" DIAMETER BALL (ALSO AVAILABLE IN 6" DIAMETER)

ALL UNITS WERE ENGINEERED WITH A 4' CROSS AND 9"Ø BALL INSTALLED PER FIBERGLASS SPECIALTIES, INC. STANDARD MOUNTING PROCEDURES.



SPIRE UNIT #728

CUPOLA UNIT #701 WITH SQUARE TOP KRINKLGLAS WINDOWS (ALSO AVAILABLE WITH VENTED LOUVERS)

BASE CUPOLA UNIT #703

Project: STEEPLE UNIT #7

Date: 06-26-00  
Revisions 12-20-05 AGT  
Scale: 3/16"=1'

Drawing By: RLB  
Checked By: ALL-STL  
File #  
DWG # ST7F

1 ELEVATION  
E1

THESE DRAWINGS ARE THE PROPERTY OF FIBERGLASS SPECIALTIES INC. DIMENSIONS AND DETAILS ARE SUBJECT TO CHANGE WITHOUT NOTICE. ALL CUPOLA AND STEEPLE UNITS ARE FABRICATED USING MINIMAL STANDING SEAMS UNLESS OTHERWISE NOTED. ALL CUPOLA AND STEEPLE UNITS ARE DESIGNED TO BE ERECTED ON A COMPLETED ROOFING SYSTEM AND ARE NOT GUARANTEED TO BE LEAK PROOF.

Sheet #  
E1F  
ELEVATION