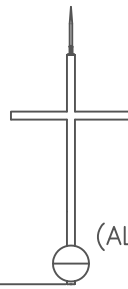


**DESIGN PARAMETERS**

The unit described in these drawings is engineered to adequately support the loads created by a wind velocity of 120 MPH at a height of 50' above ground using ASCE 7-97 exposure category "C". An additional 2' in height was added to the base during these calculations to account for variations in roof pitch, etc.

P.O. BOX 1340  
HENDERSON, TX 75663-1340  
903/657-6522  
FAX# 903/657-2318

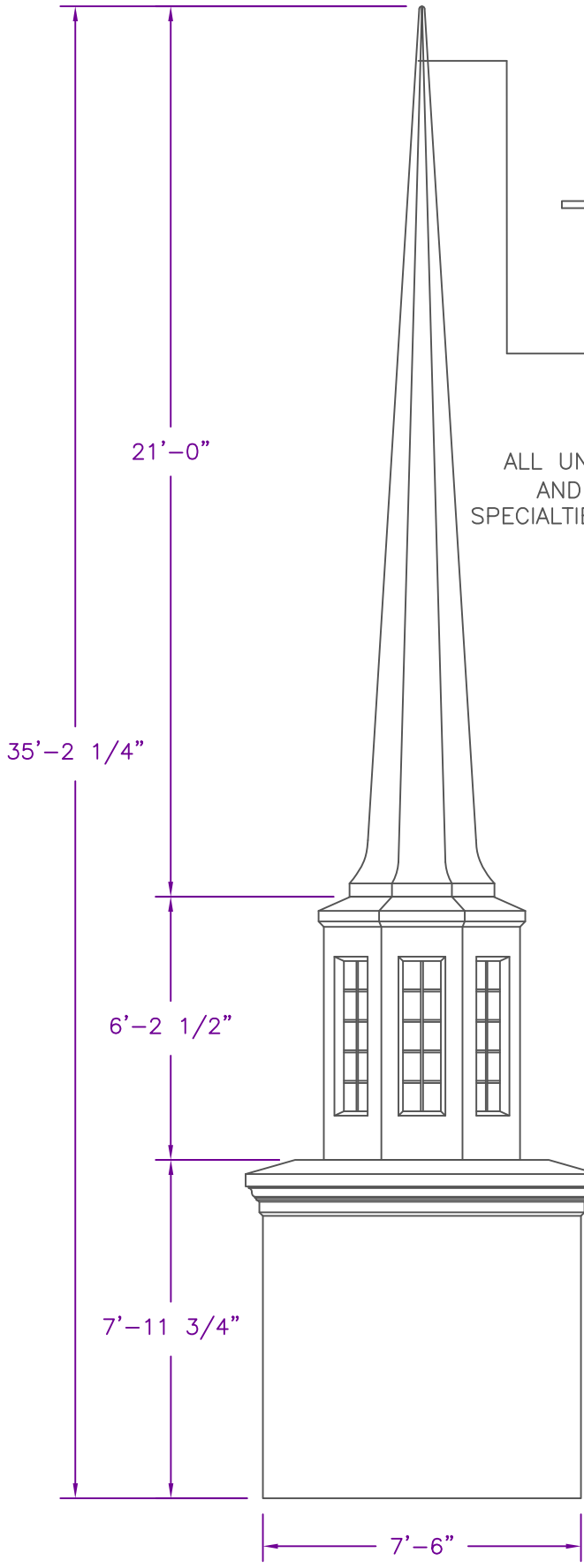
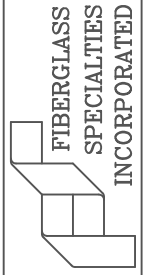


OPTIONAL LIGHTNING PROTECTION AIR TERMINAL

OPTIONAL 4' SPIRE CROSS (ALSO AVAILABLE IN 2' AND 3' HEIGHTS).

OPTIONAL 9" DIAMETER BALL (ALSO AVAILABLE IN 6" DIAMETER)

ALL UNITS WERE ENGINEERED WITH A 4' CROSS AND 9"Ø BALL INSTALLED PER FIBERGLASS SPECIALTIES, INC. STANDARD MOUNTING PROCEDURES.



SPIRE UNIT #621

CUPOLA UNIT #601 WITH SQUARE TOP KRINKLGLAS WINDOWS (ALSO AVAILABLE WITH VENTED LOUVERS)

CUPOLA UNIT #703

THESE DRAWINGS ARE THE PROPERTY OF FIBERGLASS SPECIALTIES INC. DIMENSIONS AND DETAILS ARE SUBJECT TO CHANGE WITHOUT NOTICE. ALL CUPOLA AND STEEPLE UNITS ARE FABRICATED USING MINIMAL STANDING SEAMS UNLESS OTHERWISE NOTED. ALL CUPOLA AND STEEPLE UNITS ARE DESIGNED TO BE ERECTED ON A COMPLETED ROOFING SYSTEM AND ARE NOT GUARANTEED TO BE LEAK PROOF.

1 ELEVATION

|                          |                        |
|--------------------------|------------------------|
| Project: STEEPLE UNIT #8 |                        |
| Date: 04-21-00           | Revisions 12-13-05 AGT |
| Drawing By: RLB          | File # ALL-STL         |
| Checked By:              | DWG # ST8F             |
| Scale: 1/4" = 1'         |                        |
| Sheet # E1F              |                        |
| ELEVATION                |                        |